

# SOLID FUEL HEATING QUESTIONNAIRE

## 3. CLEARANCES

### IMPORTANT

PLEASE COMPLETE THE FOLLOWING CHART. THE ACTUAL CLEARANCE IS WHAT YOU MEASURE, WHEREAS THE REQUIRED DISTANCE IS THAT SPECIFIED IN THE OWNER'S MANUAL OR ON THE LABEL ATTACHED TO THE HEATING UNIT. THE MEASUREMENTS ARE IN:

INCHES OR  CENTIMETRES

SHORTEST DISTANCE OF STOVE TO:	ACTUAL		REQUIRED	
	BACK WALL			
SIDE WALL				
CORNER				
CEILING				
SHORTEST DISTANCE OF STOVE PIPE TO:	BACKWALL			
	SIDEWALL			
	CEILING			
SHORTEST DISTANCE FROM HEATING UNIT TO EDGE OF FLOOR PAD IN:	FRONT			
	LEFT SIDE			
	RIGHT			
	BACK			

IS THERE A THIMBLE WHERE THE PIPE PASSES THROUGH WALL?  YES  NO

TOTAL LENGTH OF ALL STOVE PIPE (INCLUDING ELBOWS) \_\_\_\_\_

NUMBER OF ELBOWS IN STOVE PIPE? \_\_\_\_\_

CONSTRUCTION OF STOVE PIPE:

- DOUBLE WALLED  
 SINGLE WALLED (INCLUDING BLACK STEEL)  
 GALVANIZED  
 OTHER (SPECIFY) \_\_\_\_\_

CONSTRUCTION OF:


SIDEWALL \_\_\_\_\_

BACKWALL \_\_\_\_\_


CEILING \_\_\_\_\_

IS THERE A NON-COMBUSTIBLE PAD?  YES  NO

SHORTEST DISTANCE OF UNIT TO FURNITURE, FUEL OR OTHER COMBUSTIBLE MATERIAL: \_\_\_\_\_



DRAW AND LABEL DIAGRAM OF HOW THE UNIT LOOKS



## 4. INSTALLATION

WHO INSTALLED THE HEATING UNIT?  HEATING CONTRACTOR  HOMEOWNER  OTHER (SPECIFY) \_\_\_\_\_  
 IS THE CONTRACTOR WETT CERTIFIED?  YES  NO

DOES THE STOVE PIPE PASS THROUGH A CONCEALED SPACE/WALL?  YES DESCRIBE \_\_\_\_\_  
 NO  NOT APPLICABLE

TYPE OF SHIELDING:  SHEET METAL PERMANENTLY INSTALLED?  YES  NO  CERAMIC TILE  BRICK  CONCRETE  OTHER \_\_\_\_\_

DISTANCES ARE IN  INCHES  CENTIMETRES

DISTANCE FROM WALL TO SHIELD: \_\_\_\_\_ DISTANCE FROM TOP OF STOVE TO TOP OF SHIELD \_\_\_\_\_ DISTANCE FROM HEAT SHIELD TO FLOOR \_\_\_\_\_

ARE THE WALL SPACERS NON-COMBUSTIBLE?  YES  NO IS THERE AN AIR SPACE AT TOP AND BOTTOM?  YES  NO IS THE SHIELD ONE INCH FROM THE WALL?  YES  NO

## 5. OTHER

HAS THE INSTALLATION, INCLUDING CHIMNEY, BEEN INSPECTED BY SOMEONE WHO IS WETT CERTIFIED?  YES  NO (EXPLAIN) \_\_\_\_\_

HAVE ANY MODIFICATIONS BEEN MADE TO THE HEATING UNIT OR CHIMNEY SINCE INSTALLED OR INSPECTED?  YES  NO (EXPLAIN) \_\_\_\_\_

## 6. REMARKS

COMPLETED BY: \_\_\_\_\_

DATE: \_\_\_\_\_

# SOLID FUEL HEATING QUESTIONNAIRE

## 3. CLEARANCES

### IMPORTANT

PLEASE COMPLETE THE FOLLOWING CHART. THE ACTUAL CLEARANCE IS WHAT YOU MEASURE, WHEREAS THE REQUIRED DISTANCE IS THAT SPECIFIED IN THE OWNER'S MANUAL OR ON THE LABEL ATTACHED TO THE HEATING UNIT. THE MEASUREMENTS ARE IN:

INCHES OR  CENTIMETRES

SHORTEST DISTANCE OF STOVE TO:	ACTUAL		REQUIRED
	BACK WALL		
SIDE WALL			
CORNER			
CEILING			
SHORTEST DISTANCE OF STOVE PIPE TO:	BACKWALL		
	SIDEWALL		
	CEILING		
SHORTEST DISTANCE FROM HEATING UNIT TO EDGE OF FLOOR PAD IN:	FRONT		
	LEFT SIDE		
	RIGHT		
	BACK		

IS THERE A THIMBLE WHERE THE PIPE PASSES THROUGH WALL?  YES  NO

TOTAL LENGTH OF ALL STOVE PIPE (INCLUDING ELBOWS): \_\_\_\_\_

NUMBER OF ELBOWS IN STOVE PIPE? \_\_\_\_\_

CONSTRUCTION OF STOVE PIPE:

- DOUBLE WALLED  
 SINGLE WALLED (INCLUDING BLACK STEEL)  
 GALVANIZED  
 OTHER (SPECIFY) \_\_\_\_\_

CONSTRUCTION OF:


SIDEWALL \_\_\_\_\_

BACKWALL \_\_\_\_\_


CEILING \_\_\_\_\_

IS THERE A NON-COMBUSTIBLE PAD?  YES  NO

SHORTEST DISTANCE OF UNIT TO FURNITURE, FUEL OR OTHER COMBUSTIBLE MATERIAL: \_\_\_\_\_



DRAW AND LABEL DIAGRAM OF HOW THE UNIT LOOKS



## 4. INSTALLATION

WHO INSTALLED THE HEATING UNIT?  HEATING CONTRACTOR  HOMEOWNER  OTHER (SPECIFY) \_\_\_\_\_  
 IS THE CONTRACTOR WETT CERTIFIED?  YES  NO

DOES THE STOVE PIPE PASS THROUGH A CONCEALED SPACE/WALL?  YES DESCRIBE \_\_\_\_\_  
 NO  NOT APPLICABLE

TYPE OF SHIELDING:  SHEET METAL PERMANENTLY INSTALLED?  YES  NO  CERAMIC TILE  BRICK  CONCRETE  OTHER \_\_\_\_\_

DISTANCES ARE IN:  INCHES  CENTIMETRES

DISTANCE FROM WALL TO SHIELD: \_\_\_\_\_ DISTANCE FROM TOP OF STOVE TO TOP OF SHIELD \_\_\_\_\_ DISTANCE FROM HEAT SHIELD TO FLOOR \_\_\_\_\_

ARE THE WALL SPACERS NON-COMBUSTIBLE?  YES  NO IS THERE AN AIR SPACE AT TOP AND BOTTOM?  YES  NO IS THE SHIELD ONE INCH FROM THE WALL?  YES  NO

## 5. OTHER

HAS THE INSTALLATION, INCLUDING CHIMNEY, BEEN INSPECTED BY SOMEONE WHO IS WETT CERTIFIED?  YES  NO (EXPLAIN) \_\_\_\_\_

HAVE ANY MODIFICATIONS BEEN MADE TO THE HEATING UNIT OR CHIMNEY SINCE INSTALLED OR INSPECTED?  YES  NO (EXPLAIN) \_\_\_\_\_

## 6. REMARKS

\_\_\_\_\_  
 \_\_\_\_\_  
 \_\_\_\_\_  
 \_\_\_\_\_

COMPLETED BY: \_\_\_\_\_

DATE: \_\_\_\_\_